

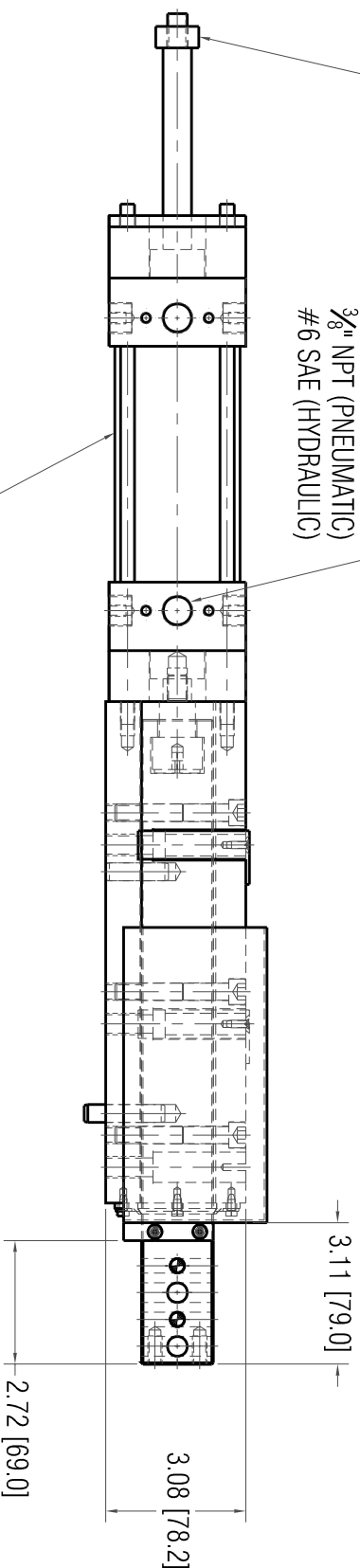
2X Ø10mm DOWEL
PROTRUDING 12mm
FROM FAR SIDE

6X M12 X 1.75 TAP THRU
Ø.669 [Ø17.0] CBORE &
THRU FOR M10 OR 3/8" SHCS

THREADED ADJUSTABLE STOP COLLAR

8X PORTS AND 1.025 READ
DEPTH PROX MOUNT
3/8" NPT (PNEUMATIC)
#6 SAE (HYDRAULIC)

WELKER 63mm BORE AIR CYLINDER



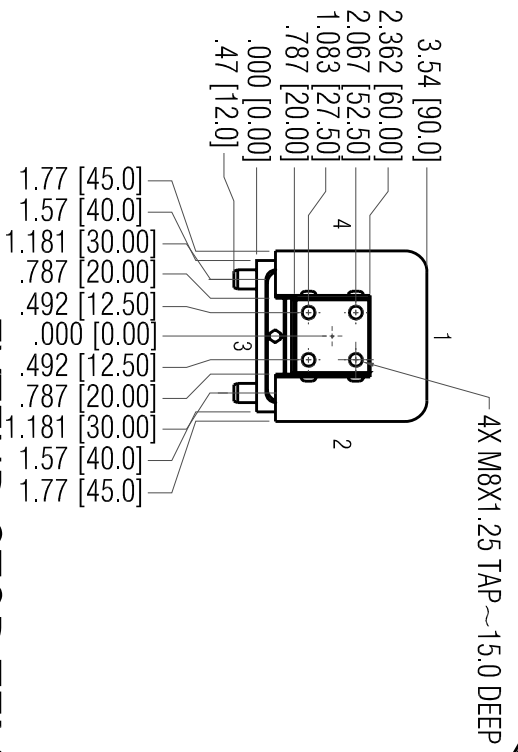
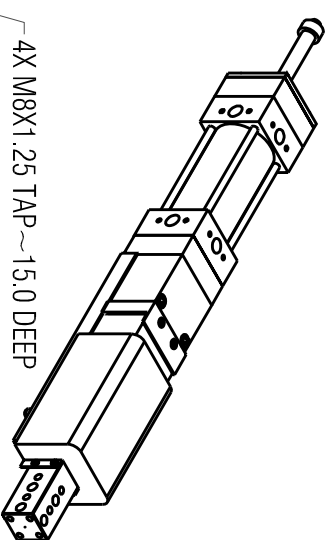
ORDERING INFORMATION:
#WPA40-{STROKE}-{HYD CYL OPT}-{COUPLER}-{DIRECTION OF STOP}
100-125mm
"H"
RAP or RIGID
EXT

OPTIONS NOTES:

- 1) HYDRAULIC CYLINDER OPTION: UNIT COMES STANDARD WITH 63mm BORE PNEUMATIC CYLINDER. FOR 40mm BORE HYDRAULIC CYLINDER, ADD "-H" TO PART #.
- 2) COUPLER OPTION: RAP COUPLING CAUSES THE UNIT STROKE TO BE 2mm(.08") LESS THAN THE NOMINAL STROKE OF THE CYLINDER. UNLESS OTHERWISE SPECIFIED, THE PNEUMATIC CYLINDER COMES STANDARD WITH THE RAP COUPLING.
- 3) DIRECTION OF STOP OPTION: SPECIFY THE DIRECTION FOR THE ADJUSTABLE STOP. UNIT CAN STOP IN THE EXTEND "-EXT" OR THE RETRACT "-RET" DIRECTION OF STROKE. FOR DIMENSIONAL INFORMATION ON "-RET" OPTION, SEE RETRACT STOP TEMPLATE.
- 4) UNITS COME STANDARD WITH A SHROUD AS SHOWN. TO ORDER THE UNIT WITHOUT A SHROUD, ADD SUFFIX "-NS" TO THE END OF THE PART NUMBER.

PART NUMBER EXAMPLES:

TO ORDER UNIT AS SHOWN WITH 100mm STROKE, RIGID COUPLING, & EXTEND STOP, ORDER AS: #WPA40-100-RIGID-EXT
TO ORDER UNIT AS SHOWN WITH A RAP COUPLING & NO SHROUD, ORDER AS: #WPA40-98-NS-EXT



EXTEND STOP TEMPLATE ONLY

WELKER BEARING COMPANY	
2002 MAKE	WPA-40 4-5 EXTRET STOP
DATE	STATUS
3/27/2005	Released
DESIGNER	DATE
DJH	01/15/2004
SCALE	HALF
DATE	TIME
3/27/2005	3:00 PM
FILE	WPA40L23.DWG