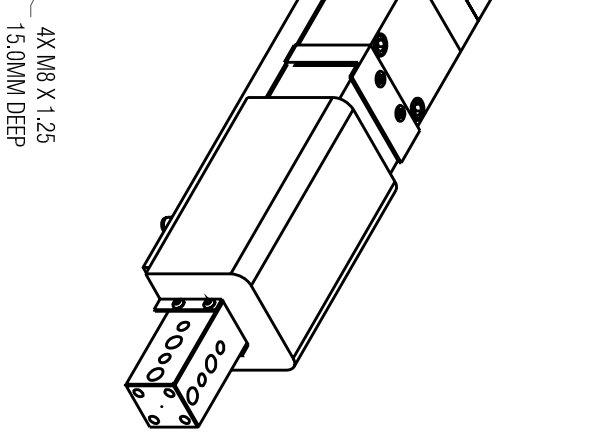
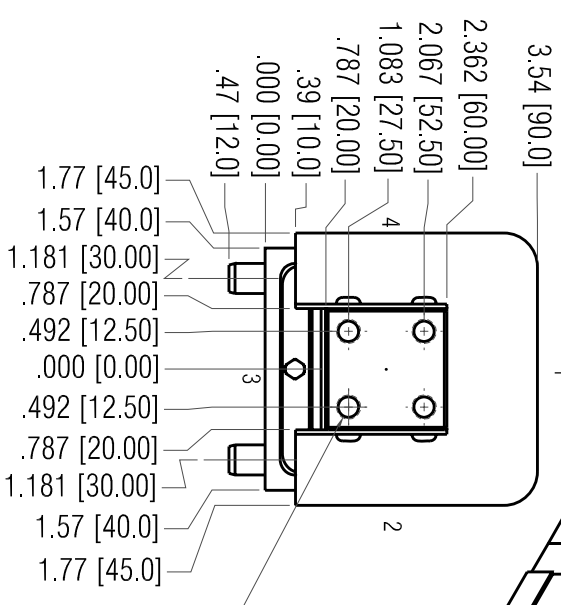
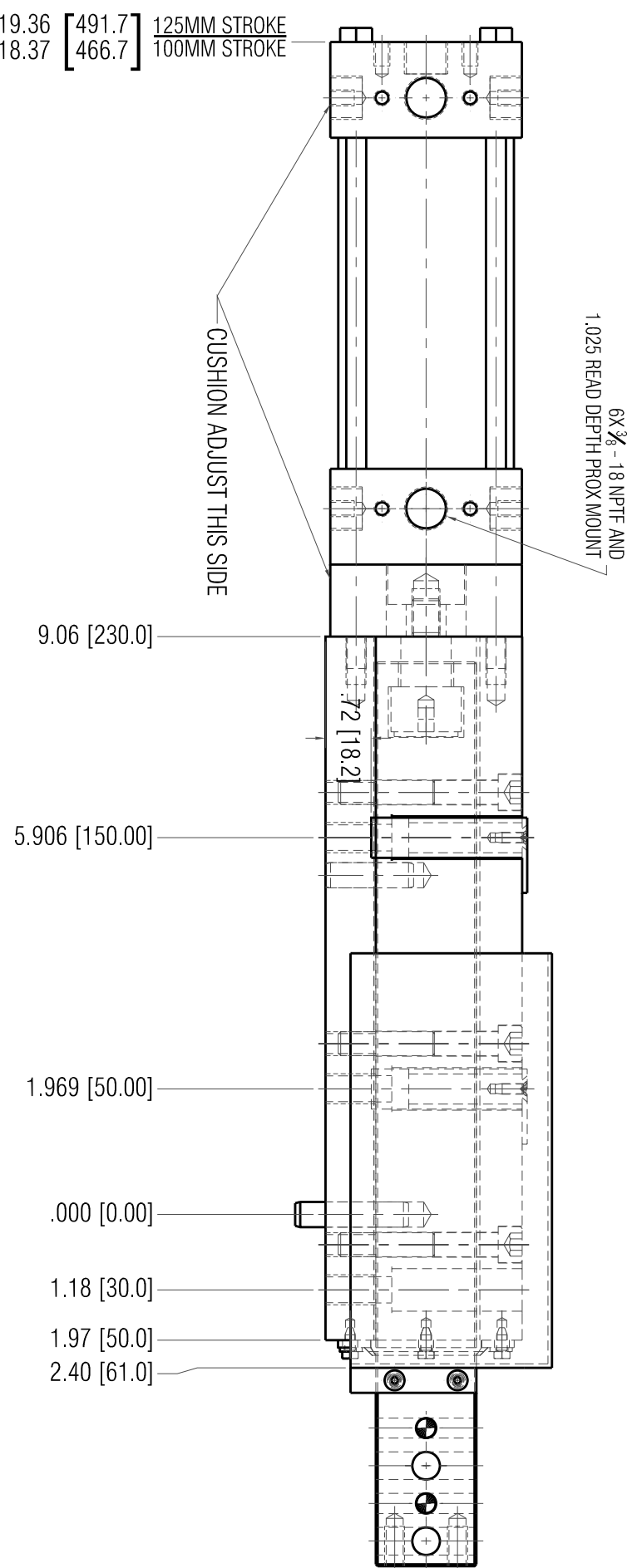


**ORDERING INFORMATION:**  
 #WPA40-{STROKE}-{HYDRAULIC CYL OPTION}-{COUPLER}  
 100-125mm H  
 RAP or RIGID

- OPTIONS NOTES:**
- 1) **CYL OPTION:** WPA40 COMES STANDARD WITH WELKER 63mm BORE AIR CYLINDER, UNLESS HYDRAULIC OPTION, "-H", IS SPECIFIED. HYDRAULIC CYLINDER IS A WELKER 40mm BORE.
  - 2) **COUPLER OPTION:** RAP COUPLING CAUSES THE UNIT STROKE TO BE 2mm[.08"] LESS THAN THE NOMINAL STROKE OF THE CYLINDER. UNLESS OTHERWISE SPECIFIED, THE PNEUMATIC CYLINDER COMES STANDARD WITH THE RAP COUPLING AND THE HYDRAULIC CYLINDER COMES STANDARD WITH THE RIGID COUPLING.
  - 3) UNITS COME STANDARD WITH A SHRUD AS SHOWN. TO ORDER THE UNIT WITHOUT A SHRUD, ADD SUFFIX "-NS" TO THE END OF THE PART NUMBER.

**PART NUMBER EXAMPLES:**  
 TO ORDER UNIT AS SHOWN WITH 125mm STROKE & RIGID COUPLING, ORDER AS:  
 #WPA40-100-RIGID  
 TO ORDER UNIT AS SHOWN WITH A RAP COUPLING & NO SHRUD, ORDER AS:  
 #WPA40-98-NS  
 TO ORDER UNIT AS SHOWN WITH HYDRAULIC CYLINDER & RIGID COUPLER:  
 #WPA40-100-H  
 TO ORDER UNIT AS SHOWN WITH HYDRAULIC CYLINDER, RAP COUPLER AND NO SHRUD:  
 #WPA40-98-H-RAP-NS



Rev	Date	Status	Description
2	10/20/2003	Released	END HOLE DELETED

**DO NOT SCALE DRAWING**

EXCEPT AS NOTED  
 DECIMAL TOL. SHALL BE:  
 2 PLACE ±.010  
 3 PLACE ±.005  
 4 PLACE ±.0005  
 ALL DOWEL LOCATIONS ±.0005  
 BETWEEN HOLES

**WELKER BEARING COMPANY**

TITLE	DATE	DRG. BY	ENG. APPROVAL
WPA40 SHOT PIN 4-5 BODY	10/20/03	DJH	JYF/RCU
DESIGNED BY	DATE	DRG. BY	ENG. APPROVAL
WPA40 SHOT PIN 4-5 BODY	10/20/03	DJH	JYF/RCU
CHECKED BY	DATE	DRG. BY	ENG. APPROVAL
WPA40 SHOT PIN 4-5 BODY	10/20/03	DJH	JYF/RCU
SCALE	HALF	FILE NAME	WPA40L03.DWG