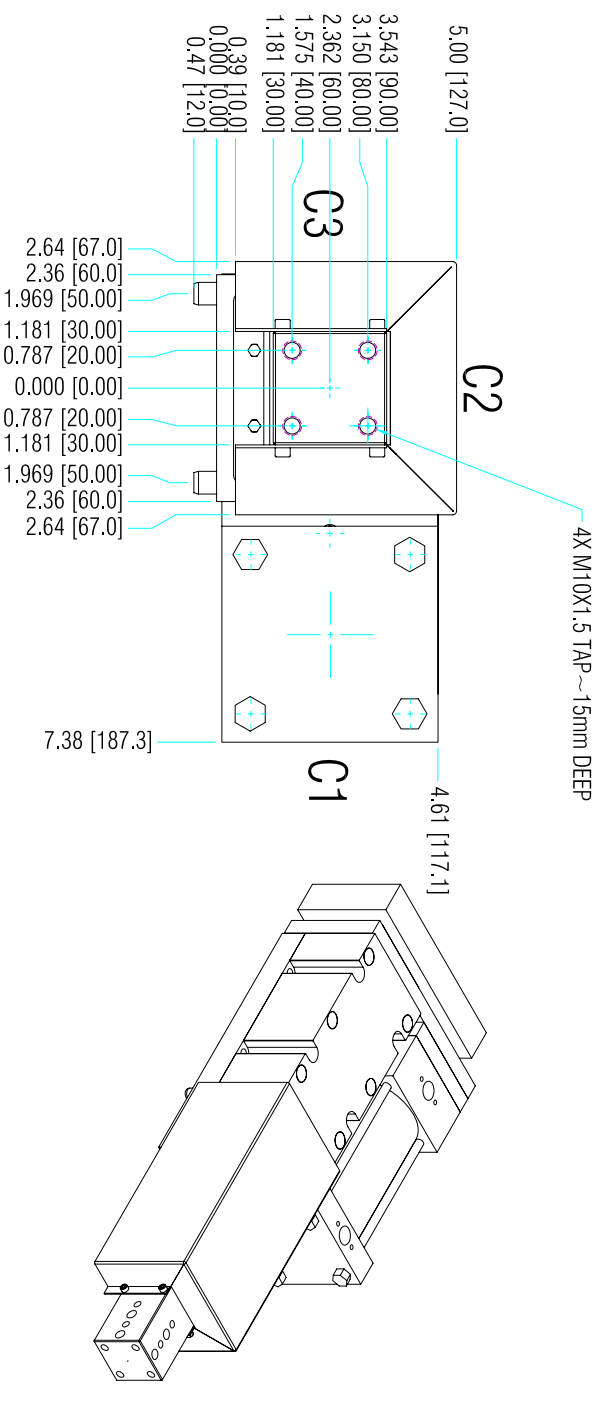
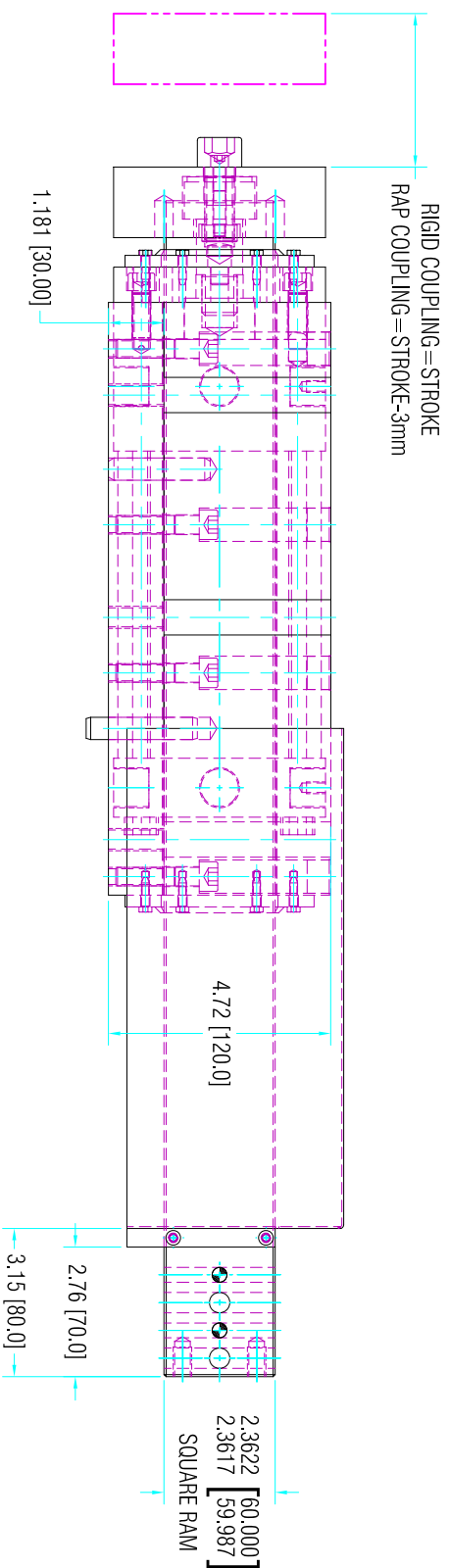
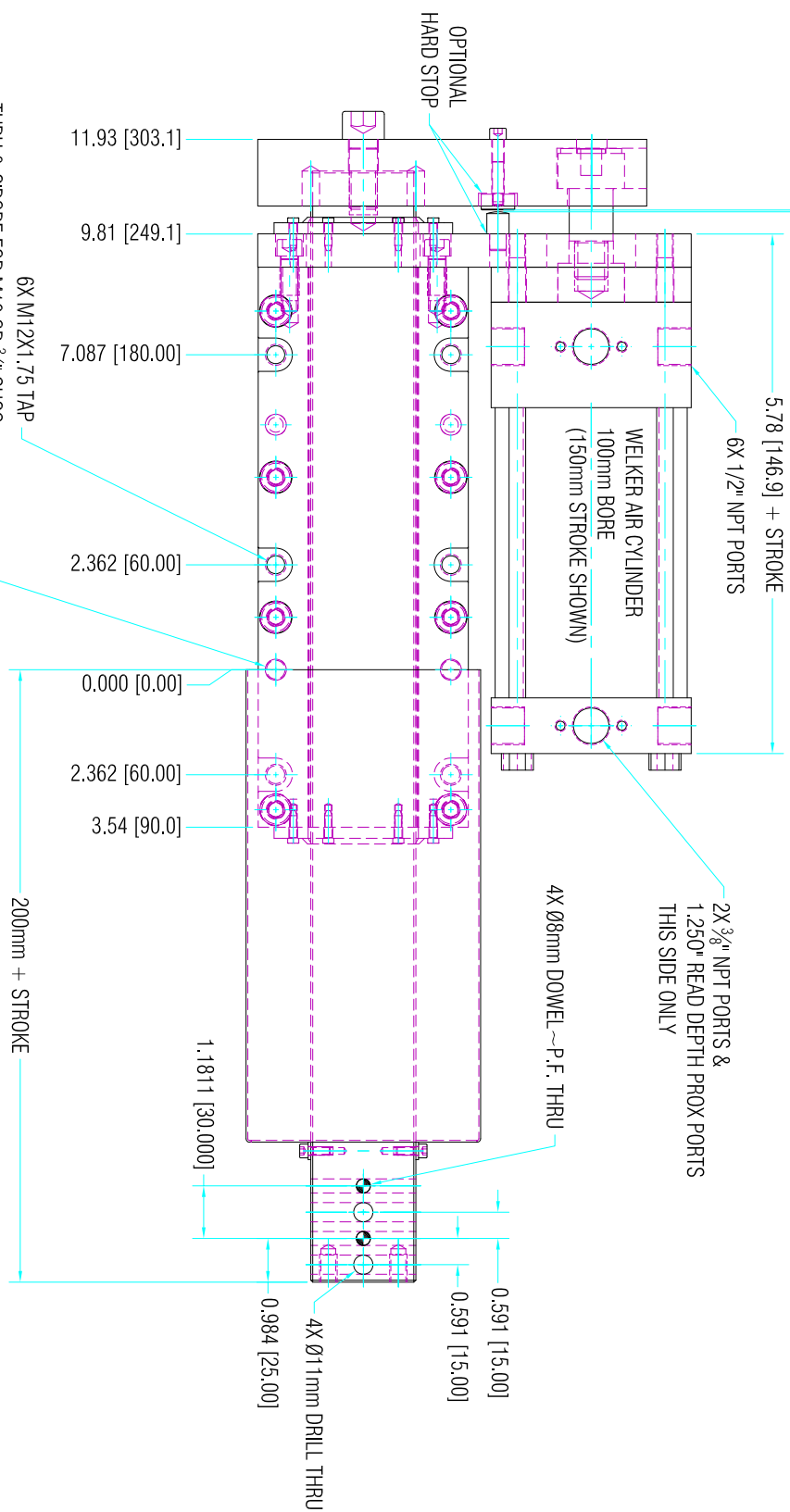


1mm GAP CAN BE SHIMMED  
WITH DOUGLAS STAMPING CO  
SHIM SERIES #M-FS-15-A  
(CUSTOMER SUPPLIED)



**ORDERING INFORMATION:**

#SBS60-{STROKE}-{HYDRAULIC CYL OPTION}-{COUPLER}-{HARD STOP OPTION}-{CYLINDER POSITION}  
25-200mm H C1, C2 or C3  
RAP or RIGID HS

**OPTIONS NOTES:**

- 1) CYL OPTION: SBS60 COMES STANDARD WITH WELKER 100mm BORE AIR CYLINDER, UNLESS HYDRAULIC OPTION, "H", IS SPECIFIED. HYDRAULIC CYLINDER IS A WELKER 80mm BORE AND IS 1/2" LONGER THAN PNEUMATIC CYLINDER SHOWN. DO NOT OPERATE HYDRAULIC CYLINDER ABOVE 200 PSI.
- 2) COUPLER OPTION: RAP COUPLING CAUSES THE UNIT STROKE TO BE 3mm(.12") LESS THAN THE NOMINAL STROKE OF THE CYLINDER, UNLESS OTHERWISE SPECIFIED. THE PNEUMATIC CYLINDER COMES STANDARD WITH THE RAP COUPLING AND THE HYDRAULIC CYLINDER COMES STANDARD WITH THE RIGID COUPLING.
- 3) HARD STOP OPTION: UNLESS OTHERWISE SPECIFIED, SBS60 DOES NOT COMES STANDARD WITH THE HARD STOPS.
- 4) CYLINDER POSITION OPTION: UNLESS OTHERWISE SPECIFIED, BOTH PNEUMATIC & HYDRAULIC UNITS COME STANDARD WITH CYLINDER IN POSITION SHOWN.
- 5) UNITS COME STANDARD WITH A SHROUD AS SHOWN. TO ORDER THE UNIT WITHOUT A SHROUD, ADD SUFFIX "-NS" TO THE END OF THE PART NUMBER.

**PART NUMBER EXAMPLES:**

- TO ORDER UNIT AS SHOWN WITH 25mm STROKE, RIGID COUPLING, & HARD STOP OPTION, ORDER AS:  
#SBS60-25-RIGID-HS-C1
- TO ORDER UNIT AS SHOWN WITH A RAP COUPLING & NO SHROUD, ORDER AS:  
#SBS60-22-HS-C1-NS
- TO ORDER UNIT AS SHOWN WITH HYDRAULIC CYLINDER, RIGID COUPLER AND NO HARD STOP:  
#SBS60-25-H-C1
- TO ORDER UNIT AS SHOWN WITH HYDRAULIC CYLINDER, RAP COUPLER AND NO HARD STOP:  
#SBS60-22-H-RAP-C1

UNIT WEIGHT 95 LBS.

<b>WELKER</b>		<b>BEARING COMPANY</b>	
702 WAKE			
60 SERIES SIDE BY SIDE SHOTPIN ASSY - 25-200mm STROKE			
<b>TEMPLATE</b>			
DATE	DESIGNED BY	DATE	DRAWN BY
12/8/2004	RCA	8/4/2001	DJH
STATUS	SCALE	1/4"	PAGE
Released			SBS60L01.DWG