

DUAL GUIDE THRUSTER

Double square ram provides super high rigidity.

New design offers excellent torque resistance for large nut runners.

Available in steel (standard) or aluminum

World Switch available up to 75mm stroke



**All aluminum version shown.*

Lifting capacity 250 lbs.

Offset load 100 lbs.

70mm Bore cylinder

High performance reinforced PTFE liner

APPLICATIONS

- Lifters
- Pallet registry
- Adjustable side guides
- High torque nut runner slide
- Weld gun tooling & locating feature nests.



ORDERING INFORMATION:

#S01024-{STROKE}-{MATL}-{CYL OPTIONS}-{COUPLER}-{SWITCH}-{SWITCH MOUNT}

25, 50 or 75mm

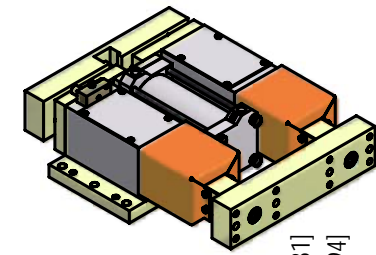
S or A

N or G

RAP OR RIGID

(SEE SWITCH CHART)

<BLANK>, X1 or X3



OPTIONS NOTES:

1) MATL OPTIONS:

S = STEEL & ALUM CONSTRUCTION, WT = 75LBF
A = ALL ALUM CONSTRUCTION, WT = 40LBF

2) CYL OPTIONS: S01024 COMES STANDARD WITH WELKER 70mm BORE AIR CYLINDER. ORDER "N" FOR WELKER CYLINDER WITH NPT PORTS. USE "G" FOR A WELKER CYLINDER WITH G (BSPP) PORTS.

3) COUPLER OPTION: RAP COUPLING CAUSES THE UNIT STROKE TO BE 2mm[.08"] LESS THAN THE NOMINAL STROKE OF THE CYLINDER.

4) UNITS COME STANDARD WITH A SHROUD AS SHOWN. TO ORDER THE UNIT WITHOUT A SHROUD, ADD SUFFIX "-NS" TO THE END OF THE PART NUMBER.

5) SWITCH MOUNT: SPECIFY SIDE OF WORLD SWITCH. LEAVE BLANK IF NO SWITCH IS ORDERED.

PART NUMBER EXAMPLES:

TO ORDER UNIT AS SHOWN WITH 25mm STROKE, STEEL, NPT, AE SWITCH & RIGID COUPLING, ORDER AS:

#S01024-25-S-N-RAP-AE-X1

TO ORDER UNIT AS SHOWN WITH "G" PORTS, RAP COUPLING & NO SHROUD, ORDER AS:

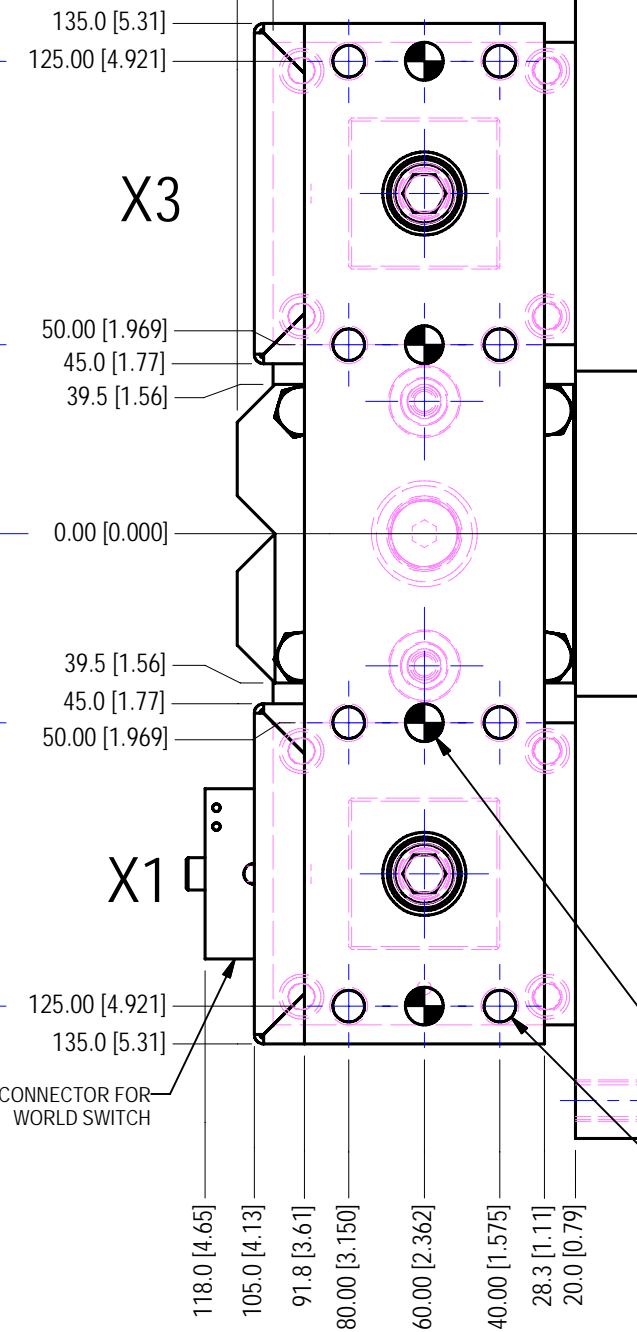
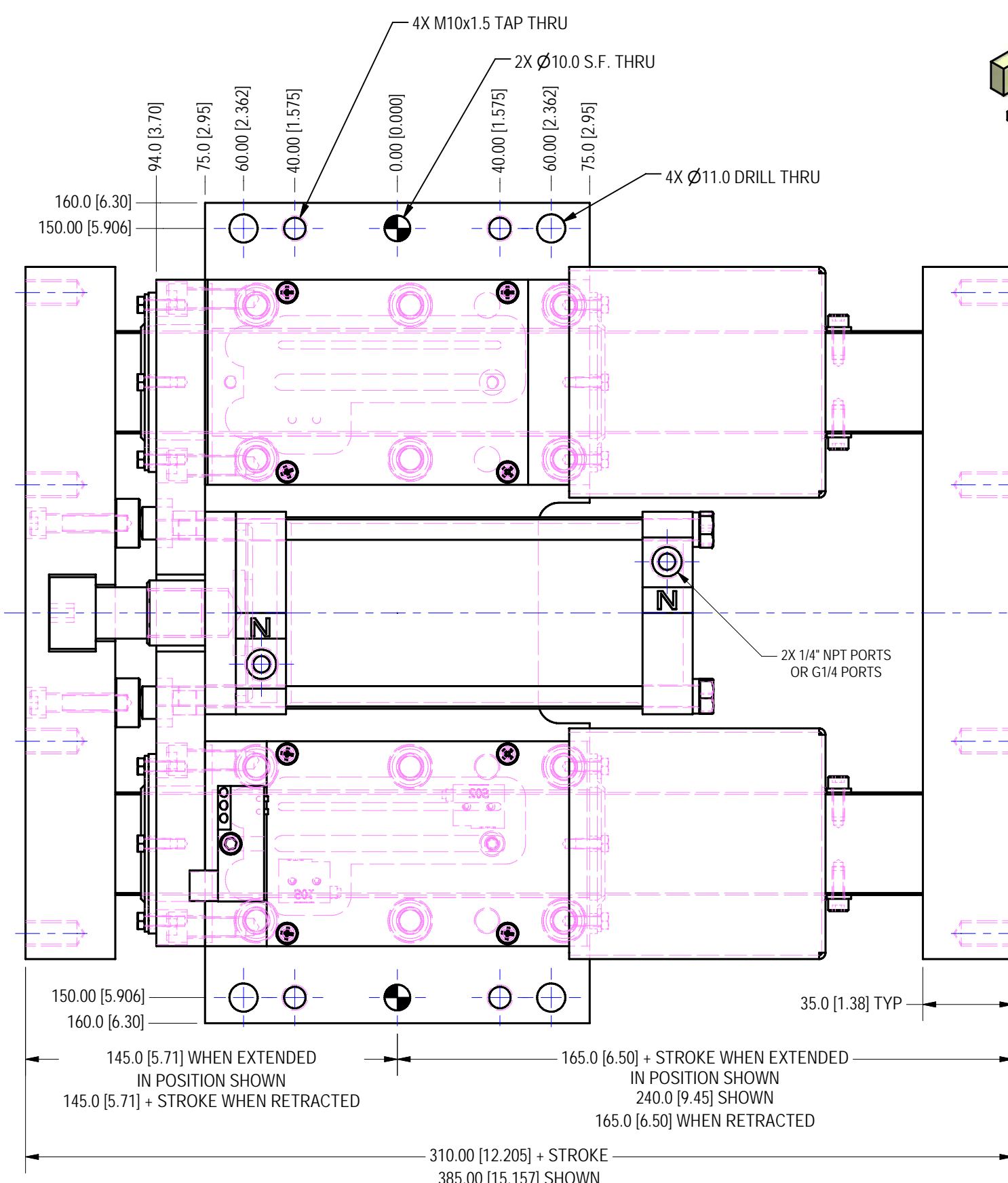
#S01024-25-S-N-RAP-AE-X1-NS

Switch Options

Order Number S01 EXTEND (E) or S01 RETRACT (R)	Part Number	Manufacturer	Description
00	NONE		
AE or AR	N12-Q6.5-AP6-0.1-FS 4.4X3/S304	Turck	3-Wire, 4-Pin, DC M12 X 1 (PNP) Quick Disconnect
BE or BR	N12-Q6.5-ADZ32-0.1-FSB 5.4X4/S304	Turck	4-Wire, 5-Pin, AC/DC 1/2-20 (N.O.) Quick Disconnect
CE or CR	N12-Q6.5-AN6-0.1-FS 4.4X3/S304	Turck	3-Wire, 4-Pin, DC M12 X 1 (NPN) Quick Disconnect
DE or DR	NBN2-F581-100S6-EB-V1	Pepperl & Fuchs	3-Wire, 4-Pin, DC M12 X 1 (PNP) Quick Disconnect
EE or ER	BES-Z02KR2-PSC20F-P100-S04-V	Balluff	3-Wire, 4-Pin, DC M12 X 1 (PNP) Quick Disconnect
FE or FR	871D-MW2GP100A-D4	Allen Bradley	4-Wire, 4-Pin, DC M12 X 1 (PNP) Quick Disconnect
HE or HR	N12-Q6.5-0.1M-BDS-2AP6X3-H1141/S34	Turck	3-Wire, 4-Pin, DC M12 X 1 (PNP) Quick Disconnect
JE or JR	IN5374	Efectro	4-Wire, 4-Pin, DC M12 X 1 (PNP) Quick Disconnect

8X Ø10.0 P.F. ∇ 20.0
4X NEARSIDE
4X FAR SIDE

16X M10x1.5 TAP ∇ 20.0
8X NEARSIDE
8X FAR SIDE



USE ONLY 2 OF THE 4 MOUNTING DOWELS IN TIE-PLATE FOR TOOLING

UNITS ARE MILLIMETERS (i.e. X.XXmm [x.xxx"])
DO NOT SCALE DRAWING

WELKER BEARING COMPANY					
TOOL NAME: DOUBLE SHOT PIN					
TEMPLATE					
DATE	STATUS	DRAWN BY	DATE	CHKD BY	ENG APPROVAL
6/27/2007	Released	GSK	6/27/2007	RCA	
SCALE: 1:2		FILE NAME: S01024L01			